

# HOUSTON ECONOMIC GROWTH

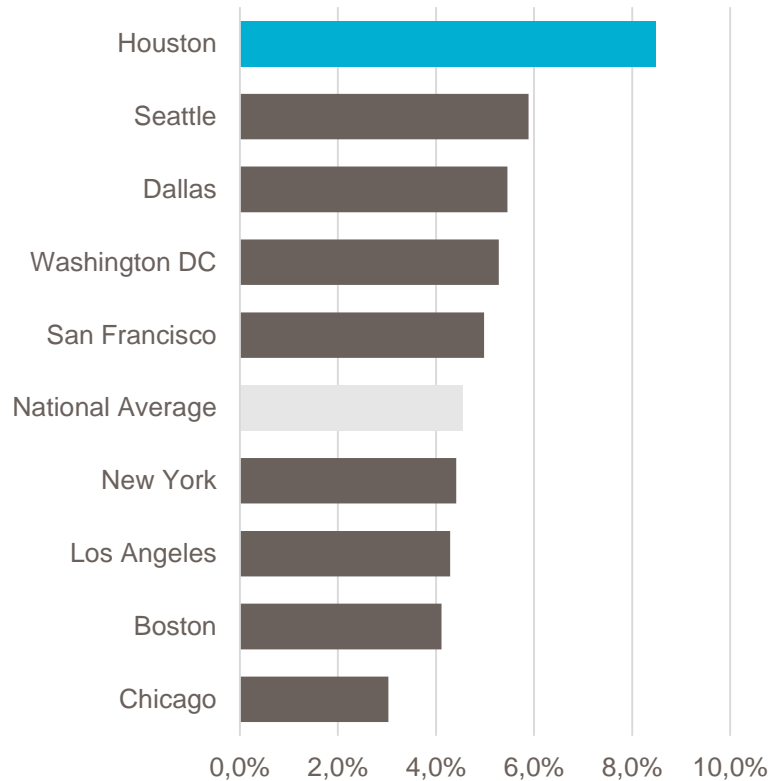


**#1 GDP Growth last 15 years**  
(Top 3 GDP Growth last 25 years)

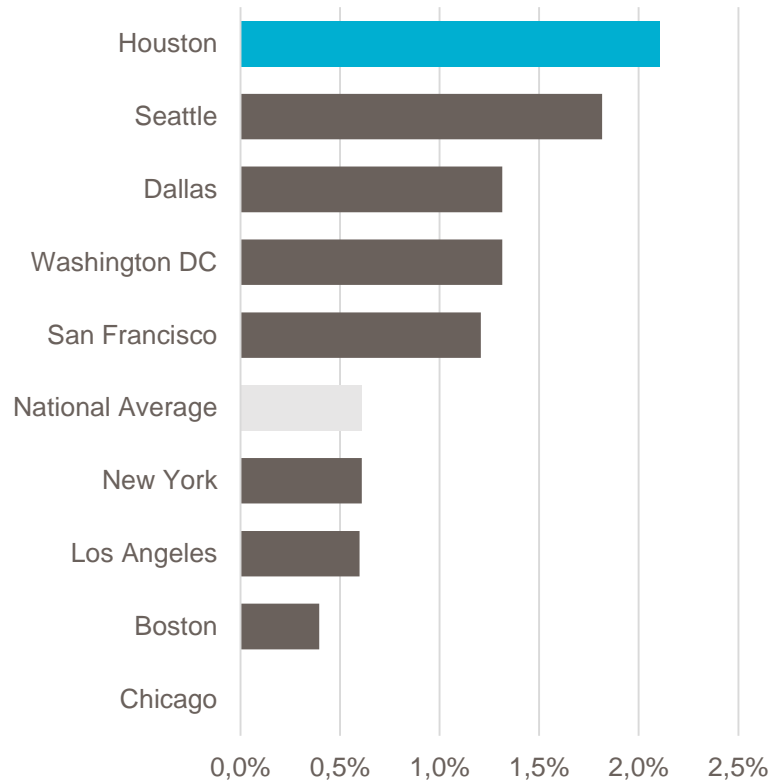
**#1 Job Growth last 15 years**  
(Top 3 GDP Growth last 25 years)

**#1 Population Additions last 15 years**  
(Top 3 Population Additions last 25 years)

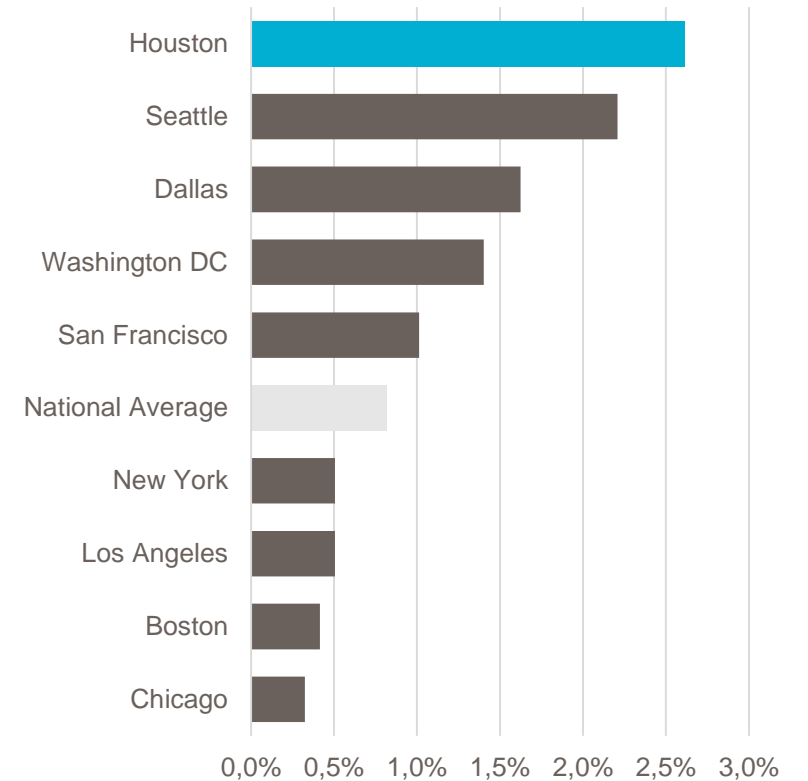
**Annual Average Percent GDP Growth**  
(2000-2015)



**Annual Average Percent Job Growth**  
(2000-2015)



**Annual Average Percent Population Growth**  
(2000-2015)





# BUSINESS IN HOUSTON



## ■ Favorable Business Climate

- ▶ Forbes 2017 “Best States for Business” Ranks Texas the #2 State for Business and #1 in Economic Climate
- ▶ Houston is the 23rd Largest Economy in the World
- ▶ No. 2 in Manufacturing GDP among all Metro’s

## ■ Global Presence

- ▶ No racial/ethnic majority
- ▶ Nearly 1.6 million foreign born residents (1 out of 4 people)
- ▶ Largest Export Market in the US
- ▶ Port of Houston is #1 in US Foreign Tonnage
- ▶ 54.1 Million Airport Passengers Annually

# BUSINESS IN HOUSTON, CONTINUED



## ■ **World's Energy Capital**

- ▶ 30% of Nation's Oil and Gas Extraction Jobs
- ▶ 800 oil field services companies
- ▶ 700 exploration and production firms
- ▶ 40 of 134 publicly traded oil and gas firms

## ■ **World's Largest Medical Complex**

- ▶ \$3 Billion in Construction Projects Underway
- ▶ 50 million developed square feet
- ▶ 10 million annual patient visits
- ▶ 180,000+ annual surgeries

## ■ **Home to more engineers/architects (87.5k) than any other metro**

## ■ **230,000 people work in the region's manufacturing industry**

## ■ **More Jobs (3.1 million) than 35 states**

